

CURSOR 300

C78 ENT M30

FOR MARINE APPLICATIONS
6 CYLINDER IN-LINE - DIESEL CYCLE
243 kW (326 hp) @ 2000 rpm (C)
220 kW (295 hp) @ 2000 rpm (D)



T E C H N O L O G I C A L E X C E L L E N C E

IVECO
MOTORS

C78 ENT M30 FOR MARINE APPLICATIONS

Thermodynamic cycle		Diesel 4 stroke - DI
Aspiration		TAA
Configuration		6L
Bore x Stroke	mm (in.)	115 X 125 (4.53 X 4.92)
Total displacement	liters (cu. in.)	7.8 (476)
Valves per cylinder		4
Cooling		liquid
Direction of rotation (viewed facing flywheel)		CCW
Compression ratio		16 : 1
Rotation mass moment of inertia (without flywheel)	kgm ² (lbft ²)	0.40 (9.49)
Standard flywheel inertia	kgm ² (lbft ²)	1.93 (45.80)

Air induction

Max suggested intake restriction with clean air filter	kPa (in. H ₂ O)	3.5 (14)
Max allowable restriction with dirty air filter	kPa (in. H ₂ O)	6.5 (26)
Air requirement for combustion at 100% load/rated speed (comb. + ventilation)	kg/h (lb/h)	5400 (11,905)
Turbocharging pressure at full load/rated speed	kPa (psi)	10 (1.45)
Turbocharging air max temperature (engine inlet)	°C (°F)	40 (104) @ 77°F amb.

Exhaust system

Max allowable backpressure	kPa (in. Hg)	10 (2.95)
Max exhaust temperature at full load/rated speed	°C (°F)	560 (1040)
Exhaust flow at max output	kg/h (lb/h)	1220 (2690)

Lubrication system

Minimum oil pressure at idle at 100°C (212°F)	kPa (psi)	150 (21.75)
Max oil temperature at full load/rated speed	°C (°F)	120 (248)
Engine angularity limits continuous operation: max front up and front down	degrees	20
max left hand and right hand	degrees	22 30'
Total system capacity including pipes, filters etc.	liters (quarts)	31 (32.7)

Sea water cooling system (open circuit)

Max intake restriction	kPa (in. Hg)	20 (5.90)
Sea water pump flow	m ³ /h (gal/min)	15.5 (68.2)
Heat rejected (total) at max power	kW (BTU/min)	199.4 (11,349)
Sacrificial zinc anodes	n°	2

Cooling system(closed circuit)

Coolant capacity (engine only)	liters (quarts)	40 (42.2)
Water pump flow at rated speed	m ³ /h (gal/min)	18.9 (83.2)
Thermostat (operating range)	°C (°F)	68 to 78 (154.4 to 172.4)
Cooling liquid max temperature	°C (°F)	105 (221)
Min/Max inner pressure in the cooling circuit (for keel cooling)	kPa (psi)	10/150 (1.45/21.75)
External cooling system max pressure drop (for keel cooling)	kPa (psi)	35 (5.0)

Fuel system

Injection system		Electronic Unit Injection (E.U.I.)
Fuel inlet max intake restriction	kPa (in. H ₂ O)	20 (80.2)
Fuel inlet max intake temperature	°C (°F)	50 (122) @ 77°F amb.

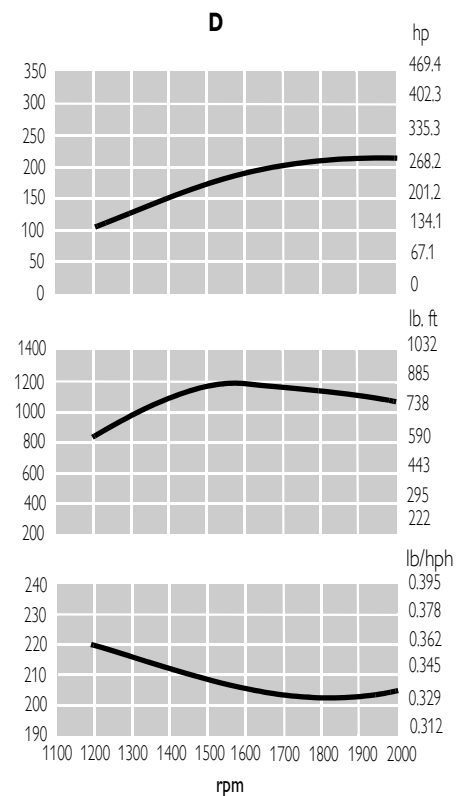
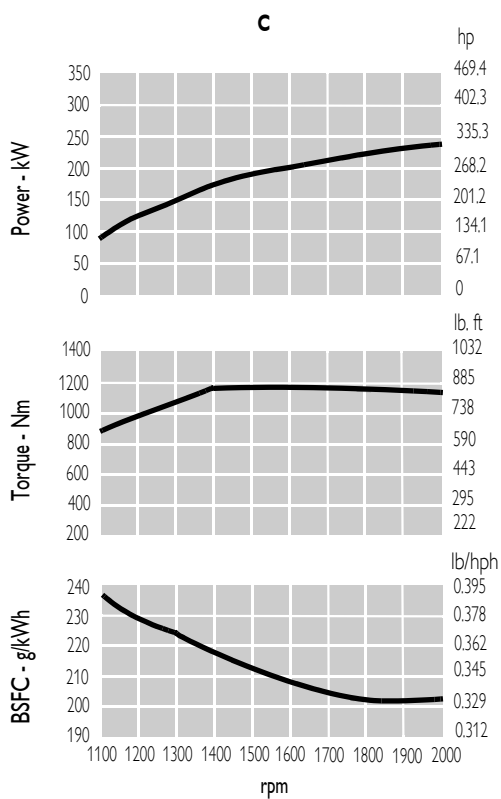
Electrical system

Voltage	V	24
---------	---	----

C78 ENT M30 FOR MARINE APPLICATIONS

Rating type		C	D
Maximum power *	kW(hp)	243 (326)	220 (295)
At speed	rpm	2000	2000
Maximum no load governed speed at max rating	rpm	2160	
Minimum idling speed	rpm	600	
Mean piston speed at rated rpm	m/s (ft./s)	8.3 (27.2)	
BMEP at max torque	kg/cm ² (psi)	19.6 (278)	18.2 (259)
Available certifications		CCNR	RINA IMO MARPOL
BSFC at full load (best value)	g/kWh (lb/hp h) @ rpm	201 (0.330) @ 1800	
Oil consumption at max rating	(% of fuel consumption)	< 0.2	
Minimum starting temperature without aids	°C (°F)	-15 (+5)	
Oil and oil filter maintenance interval for replacement	hours	600	
Dry weight (without marine gear)	kg (lb)	900 (1984)	

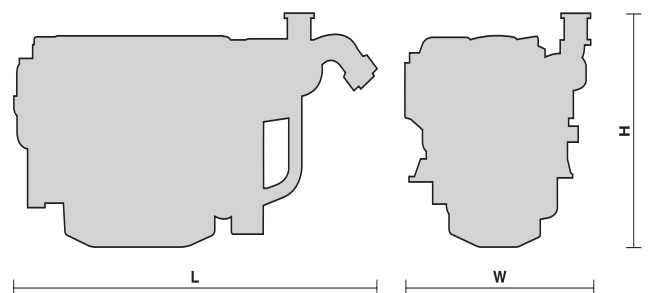
* **Net Power** at flywheel according to ISO 3046/1, after 50 hours running, fuel Diesel EN 590. Power tolerance 5%.
Test conditions : ISO 3046/1, 25 °C air temperature, 100 kPa atmospheric pressure, 30 % relative humidity.



C = Medium duty.
 Full throttle operation < 25% of use period.
 Cruising speed at engine rpm < 90% of rated speed setting - Maximum usage 3000 hours per year.

D = Heavy duty.
 Maximum rating utilisation up to 100% of use period for unlimited hours per year.

L = 1771 mm (69.7 in)
 W = 935 mm (36.8 in)
 H = 1033 mm (40.7 in)



C78 ENT M30 FOR MARINE APPLICATIONS

Standard configuration

Flywheel housing	SAE	1
Flywheel diameter	in.	14
Air filter		rear side
Turbocharger		water cooled
Heat exchanger		tube type
Exhaust cooled elbow		-
Water charge tank		included
Fuel filter		1 - right side
Fuel prefilter		1 (supplied loose)
Fuel pump		1 - gear driven
Oil filter		2 - left side
Oil sump		aluminium
Oil vapors blow-by circuit		included
Oil heat exchanger		included
Oil filler		on valve cover
Starting motor		24 V - 4.5 kW
Alternator		28 V - 90 A
Engine shut-off		electronic central unit
Wiring harness		with EDC (Electronic Diesel Control)
Painting	color	white "ICE"

Not included in the standard configuration

Battery - minimum capacity recommended	2 x 120 Ah (24 V)
Battery - minimum cold cranking capacity recommended	900 CCA (24 V)

IVECO MOTORS OFFERS THE WIDEST AVAILABILITY OF ENGINE BUILD OPTIONS TO CUSTOMER SPECIFIC REQUIREMENTS WITHIN THE ENGINE SUPPLY. TO FIND OUT MORE ABOUT THE CONFIGURATIONS AND ACCESSORIES WHICH ARE AVAILABLE, CONTACT THE IVECO MOTORS SALES NETWORK.

HEAD OFFICE AND BRANCHES

IVECO S.p.A.

Iveco Motors
Lungo Stura Lazio, 49 - 10156 Torino
Tel. +39 (011) 0076245 - Fax +39 (011) 0076275
www.ivecomotors.com

Italy

IVECO S.p.A.

Iveco Motors
Viale dell'Industria, 15/17 - 20010 Pregnana Milanese - Milano
Tel. +39 (02) 935101 - Fax +39 (02) 93590029

Italy

IVECO FRANCE S.A.

Iveco Motors
50 Rue Ampère - B.P. 103 - 69685 Chassieu Cedex
Tel. +33 (04) 72472222 - Fax +33 (04) 78905990

France

IVECO N.V.

Iveco Motors - Liaison office-India
Second Floor - 50, Okhla Industrial Estate - Phase III
110020 New Delhi
Tel. +91 11 51613573 - Fax +91 11 26931271

India

IVECO MAGIRUS A.G.

Iveco Motors
Heiner Fleischmann-Strasse, 9 - 74172 Neckarsulm
Tel. +49 (07132) 97690 - Fax +49 (07132) 976935

Germany

IVECO FIAT Representative Office in P.R. China

10/F Jining Hotel
World Trade Center 2 Hanzhong Road - 210005 Nanjing
Tel. +86 25 4710981 - Fax +86 25 4701105

China

IVECO U.K. Ltd

Iveco Motors
Road One - Industrial Estate CW7 3QP Winsford
Tel. +44 (01606) 541027 - Fax +44 (01606) 541124

Great Britain

IVECO LATIN AMERICA Ltda.

Iveco Motors
Rua Alameda da Serra, 222
Vale do Sereno - 34000 - 000 Nova Lima (MG)
Tel. +55 31 3286 3732/33/34 - Fax +55 31 3286 3735

Brazil

IVECO SWEDEN A.B.

Iveco Motors
Lergöskgatan, 12 - 42150 Västra Frölunda
Tel. +46 (31) 492450 - Fax +46 (31) 492457

Sweden

IVECO Motors of N.A. North America

245 E. North Avenue Carol Stream, IL 60188 - 2021 USA
Tel. +1 630 260 4226 - Fax +1 630 260 4267

Local Distributor